

Moderne wiring with coil tap

4 WIRE HUMBUCKER

South coil: Black-Start White-End

North coil: Green-Start Red-End

Wiring a 4 wire humbucker in series so when you split the coils you get the north coil of the neck and the south coil on the bridge making them humcancel when both pickup engaged

Neck Pickup:

Tie Red and White wires together.
Send Green to ground and Black to hot.

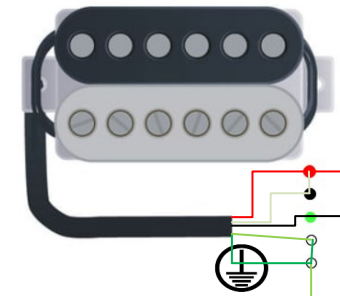
Bridge Pickup:

Tie Black and Green together.
Send White to ground and Red to hot

To engage the coil splits, attach the tied wires to one side of the switch and the ground on the other so when it is switched on it sends the tied wires to ground.

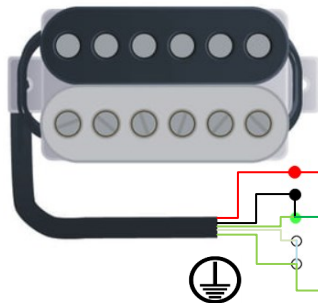


Curtis Novak Neck p/up



Bridge

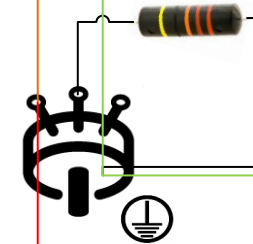
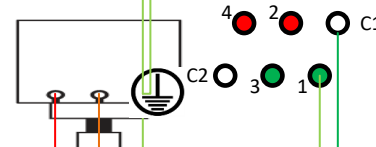
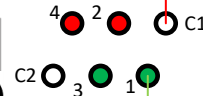
Curtis Novak Bridge p/up



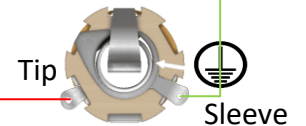
CTS Push/Pull pots

Pull – C1 -> 1; C2 -> 3

Push C1 -> 2; C2 -> 4



Output jack



Tip

Sleeve